

# SNAP POLLING OF MEMBERS

PHASE 5 TRACKER - AUGUST 2020

36

TOTAL RESPONSES  
FROM 16 JULY 30 JULY 2020

97%

SMES (<250 EMPLOYEES)

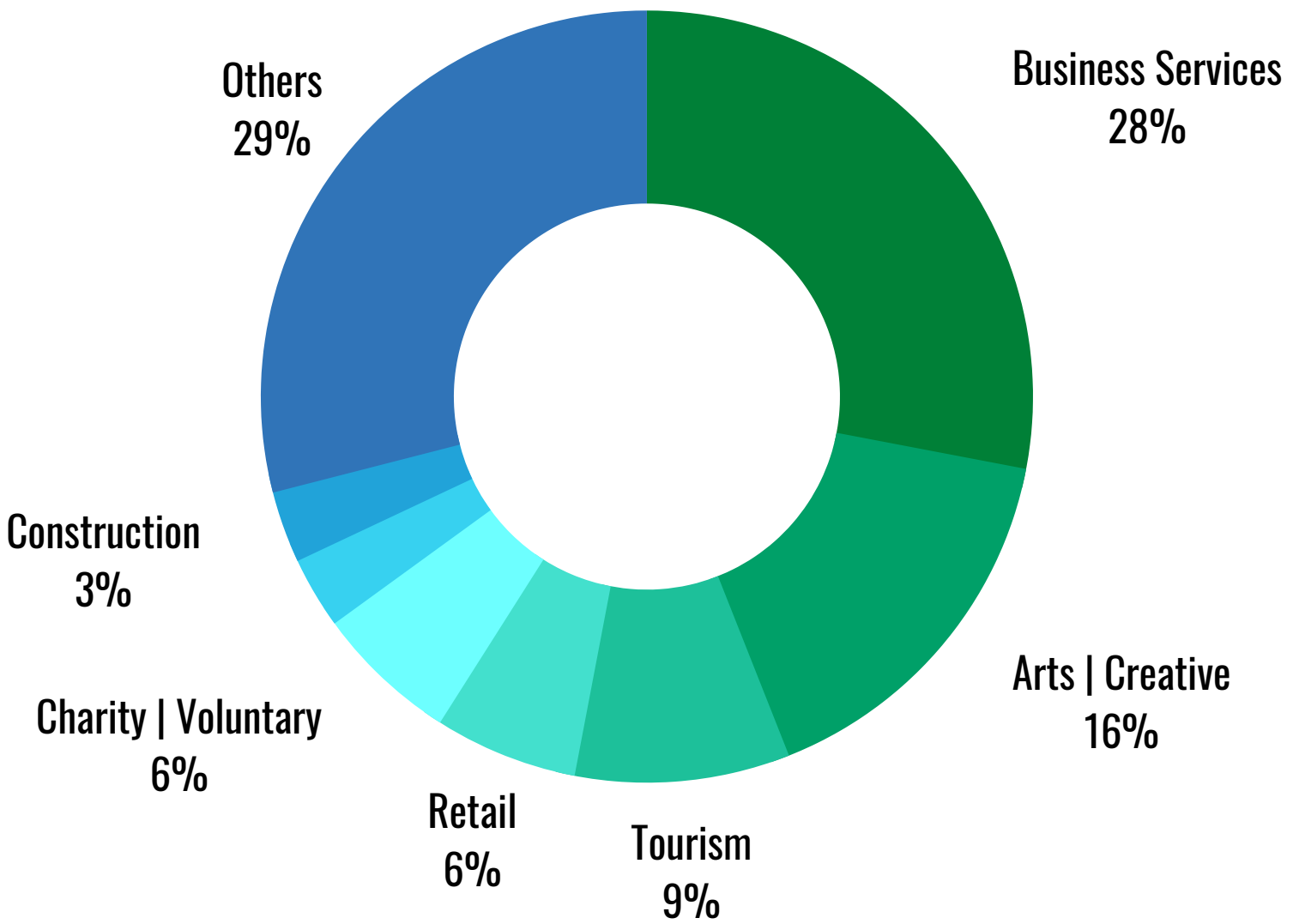
52%

MICRO BUSINESSES (<10  
EMPLOYEES)

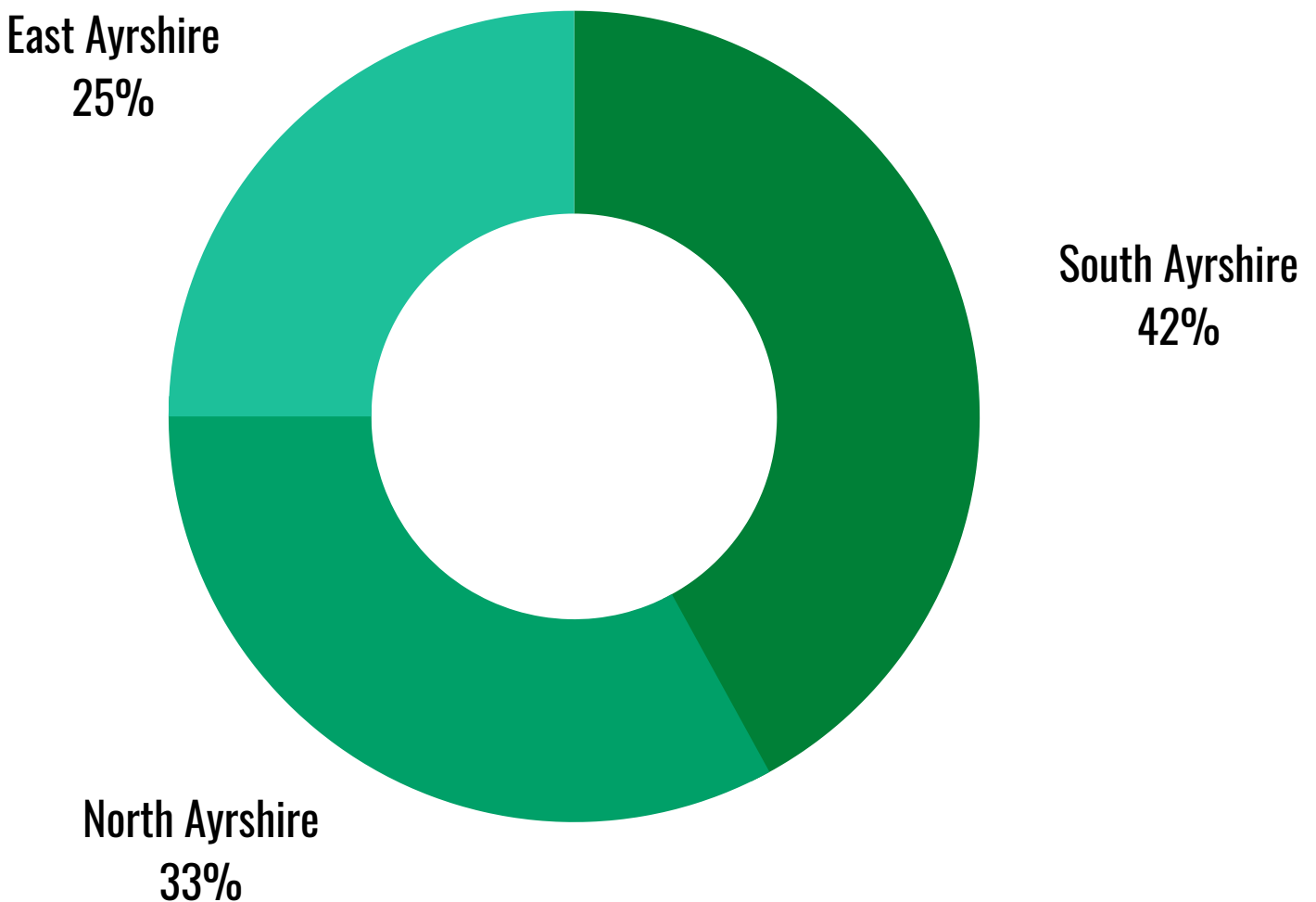
24%

SOLE TRADERS

## SECTORS



## LOCATION BUSINESS IS BASED



# SNAP POLLING OF MEMBERS

PHASE 5 TRACKER - AUGUST 2020

## CURRENT OPERATING STATUS

---

41%

LESS THAN 25% OF  
CAPACITY

41%

OPERATING AT 26 TO 75%  
CAPACITY

15%

OPERATING AT 76 TO 100%  
CAPACITY

## FURLOUGH SCHEME

---

60%

HAVE PLACED STAFF ON  
FURLOUGH

57%

USING SCHEME AND HAVE  
PUT MORE THAN HALF OF  
STAFF ON FURLOUGH

43%

USING SCHEME EXPECT TO  
BRING AT LEAST 50%+ BACK

## REDUNDANCIES

---

85%

EXPECT NO REDUNDANCIES IN  
THE NEXT MONTH

70%

EXPECT NO REDUNDANCIES IN  
THE NEXT 3 MONTHS

66%

EXPECT NO REDUNDANCIES  
IN THE NEXT 6 MONTHS

# SNAP POLLING OF MEMBERS

PHASE 5 TRACKER - AUGUST 2020  
FINANCIALS OVER LAST MONTH £££

---

63%

HAVE LOWER CASH  
RESERVES

43%

HAVE LOWER INCOME FROM  
SALES

23%

HAVE HIGHER CASH  
RESERVES

CASH RESERVES £££

---

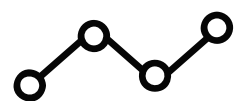
34%

HAVE CASH RESERVES FOR  
NEXT 3-6 MONTHS

20%

HAVE CASH RESERVES FOR  
NEXT 1-3 MONTHS

## OBSTACLES IN REBUILDING BUSINESS



66%

ARE MOST CONCERNED OF  
FURTHER LOCKDOWNS

56%

ARE HAPPY WITH THE CAPACITY  
OF PUBLIC TRANSPORT

54%

ARE CONCERNED BY A LACK  
OF CUSTOMER DEMAND

47%

ARE CONCERNED BY BREXIT  
PREPARATIONS

41%

ARE CONCERNED BY THE  
CAPACITY OF SUPPLY CHAINS